






## BEAUFORT SCALE

	FORCE	MPH	DESCRIPTION	EFFECT ON LAND	
	0	<1	Calm	Smoke rises vertically; Wind vanes still	
	1	1-3	Light Air	Smoke drift indicates wind direction; Wind vanes still	
	2	3-7	Light Breeze	Leaves rustle, Wind felt on face; Wind vane moved by wind	
	3	8-12	Gentle Breeze	Leaves and twigs constantly moving. Light flags extended	
	4	13-17	Moderate Breeze	Dust and loose paper raised; Small branches move	
	5	17-24	Fresh Breeze	Large branches move, small trees with leaves begin to sway	
NO WORKING AT HEIGHTS	6	25-30	Strong Breeze	Larger tree branches moving; Phone lines whistle; Empty plastic bins can blow over	
					
	7	31-38	Near Gale	Whole trees moving; Wind is difficult to walk against	
	8	39-46	Gale	Twigs break off trees; Wind is difficult to walk against; Cars veer on road.	
NO OUTDOOR EVENTS					
	9	47-54	Strong Gale	Larger branches break off trees; Minor damage to buildings; Shingles and slates torn off roofs	
	10	55-63	Storm	Trees uprooted; considerable structural damage to buildings	
	11	64-72	Violent Storm	Widespread damage	
	12	>73	Hurricane Kon Tiki	Widespread damage Perfect Kon Tiki Weather	